

FIGURE 4

EXAMPLE 4 Car A is traveling west at 50 mi/h and car B is traveling north at 60 mi/h. Both are headed for the intersection of the two roads. At what rate are the cars approaching each other when car A is 0.3 mi and car B is 0.4 mi from the intersection?

SOLUTION We draw Figure 4, where C is the intersection of the roads. At a given time t , let x be the distance from car A to C, let y be the distance from car B to C, and let z be the distance between the cars, where x , y , and z are measured in miles.

We are given that $dx/dt = -50$ mi/h and $dy/dt = -60$ mi/h. (The derivatives are negative because x and y are decreasing.) We are asked to find dz/dt . The equation that relates x , y , and z is given by the Pythagorean Theorem:

$$z^2 = x^2 + y^2$$

Differentiating each side with respect to t , we have

$$\begin{aligned} 2z \frac{dz}{dt} &= 2x \frac{dx}{dt} + 2y \frac{dy}{dt} \\ \frac{dz}{dt} &= \frac{1}{z} \left(x \frac{dx}{dt} + y \frac{dy}{dt} \right) \end{aligned}$$

When $x = 0.3$ mi and $y = 0.4$ mi, the Pythagorean Theorem gives $z = 0.5$ mi, so

$$\begin{aligned} \frac{dz}{dt} &= \frac{1}{0.5} [0.3(-50) + 0.4(-60)] \\ &= -78 \text{ mi/h} \end{aligned}$$

The cars are approaching each other at a rate of 78 mi/h. \square

EXAMPLE 5 A man walks along a straight path at a speed of 4 ft/s. A searchlight is located on the ground 20 ft from the path and is kept focused on the man. At what rate is the searchlight rotating when the man is 15 ft from the point on the path closest to the searchlight?

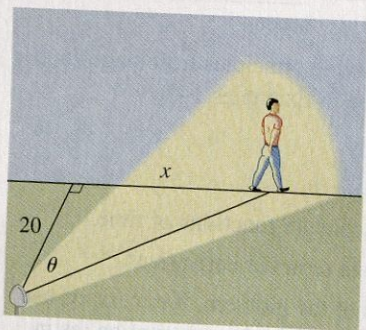


FIGURE 5

SOLUTION We draw Figure 5 and let x be the distance from the man to the point on the path closest to the searchlight. We let θ be the angle between the beam of the searchlight and the perpendicular to the path.

We are given that $dx/dt = 4$ ft/s and are asked to find $d\theta/dt$ when $x = 15$. The equation that relates x and θ can be written from Figure 5:

$$\frac{x}{20} = \tan \theta \quad x = 20 \tan \theta$$

Differentiating each side with respect to t , we get

$$\frac{dx}{dt} = 20 \sec^2 \theta \frac{d\theta}{dt}$$

so

$$\frac{d\theta}{dt} = \frac{1}{20} \cos^2 \theta \frac{dx}{dt} = \frac{1}{20} \cos^2 \theta (4) = \frac{1}{5} \cos^2 \theta$$

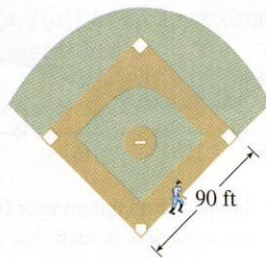
When $x = 15$, the length of the beam is 25, so $\cos \theta = \frac{4}{5}$ and

$$\frac{d\theta}{dt} = \frac{1}{5} \left(\frac{4}{5} \right)^2 = \frac{16}{125} = 0.128$$


The searchlight is rotating at a rate of 0.128 rad/s. □

3.9 EXERCISES

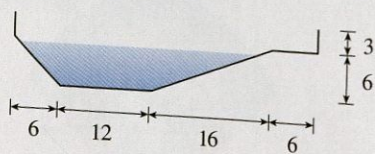
- If V is the volume of a cube with edge length x and the cube expands as time passes, find dV/dt in terms of dx/dt .
 - (a) If A is the area of a circle with radius r and the circle expands as time passes, find dA/dt in terms of dr/dt .
(b) Suppose oil spills from a ruptured tanker and spreads in a circular pattern. If the radius of the oil spill increases at a constant rate of 1 m/s, how fast is the area of the spill increasing when the radius is 30 m?
 - Each side of a square is increasing at a rate of 6 cm/s. At what rate is the area of the square increasing when the area of the square is 16 cm^2 ?
 - The length of a rectangle is increasing at a rate of 8 cm/s and its width is increasing at a rate of 3 cm/s. When the length is 20 cm and the width is 10 cm, how fast is the area of the rectangle increasing?
 - A cylindrical tank with radius 5 m is being filled with water at a rate of $3 \text{ m}^3/\text{min}$. How fast is the height of the water increasing?
 - The radius of a sphere is increasing at a rate of 4 mm/s. How fast is the volume increasing when the diameter is 80 mm?
 - If $y = x^3 + 2x$ and $dx/dt = 5$, find dy/dt when $x = 2$.
 - If $x^2 + y^2 = 25$ and $dy/dt = 6$, find dx/dt when $y = 4$.
 - If $z^2 = x^2 + y^2$, $dx/dt = 2$, and $dy/dt = 3$, find dz/dt when $x = 5$ and $y = 12$.
 - A particle moves along the curve $y = \sqrt{1 + x^3}$. As it reaches the point $(2, 3)$, the y -coordinate is increasing at a rate of 4 cm/s. How fast is the x -coordinate of the point changing at that instant?
- 11–14**
- What quantities are given in the problem?
 - What is the unknown?
 - Draw a picture of the situation for any time t .
 - Write an equation that relates the quantities.
 - Finish solving the problem.
- A plane flying horizontally at an altitude of 1 mi and a speed of 500 mi/h passes directly over a radar station. Find the rate at which the distance from the plane to the station is increasing when it is 2 mi away from the station.
 - If a snowball melts so that its surface area decreases at a rate of $1 \text{ cm}^2/\text{min}$, find the rate at which the diameter decreases when the diameter is 10 cm.
 - A street light is mounted at the top of a 15-ft-tall pole. A man 6 ft tall walks away from the pole with a speed of 5 ft/s along a straight path. How fast is the tip of his shadow moving when he is 40 ft from the pole?
 - At noon, ship A is 150 km west of ship B. Ship A is sailing east at 35 km/h and ship B is sailing north at 25 km/h. How fast is the distance between the ships changing at 4:00 PM?
 - Two cars start moving from the same point. One travels south at 60 mi/h and the other travels west at 25 mi/h. At what rate is the distance between the cars increasing two hours later?
 - A spotlight on the ground shines on a wall 12 m away. If a man 2 m tall walks from the spotlight toward the building at a speed of 1.6 m/s, how fast is the length of his shadow on the building decreasing when he is 4 m from the building?
 - A man starts walking north at 4 ft/s from a point P . Five minutes later a woman starts walking south at 5 ft/s from a point 500 ft due east of P . At what rate are the people moving apart 15 min after the woman starts walking?
 - A baseball diamond is a square with side 90 ft. A batter hits the ball and runs toward first base with a speed of 24 ft/s.
 - At what rate is his distance from second base decreasing when he is halfway to first base?
 - At what rate is his distance from third base increasing at the same moment?



19. The altitude of a triangle is increasing at a rate of 1 cm/min while the area of the triangle is increasing at a rate of $2 \text{ cm}^2/\text{min}$. At what rate is the base of the triangle changing when the altitude is 10 cm and the area is 100 cm^2 ?
20. A boat is pulled into a dock by a rope attached to the bow of the boat and passing through a pulley on the dock that is 1 m higher than the bow of the boat. If the rope is pulled in at a rate of 1 m/s, how fast is the boat approaching the dock when it is 8 m from the dock?

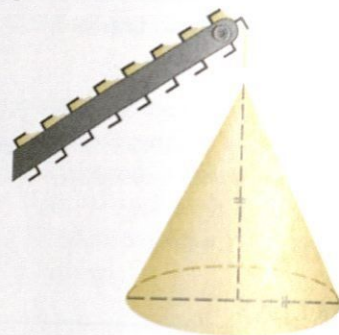


21. At noon, ship A is 100 km west of ship B. Ship A is sailing south at 35 km/h and ship B is sailing north at 25 km/h. How fast is the distance between the ships changing at 4:00 PM?
22. A particle is moving along the curve $y = \sqrt{x}$. As the particle passes through the point (4, 2), its x -coordinate increases at a rate of 3 cm/s. How fast is the distance from the particle to the origin changing at this instant?
23. Water is leaking out of an inverted conical tank at a rate of $10,000 \text{ cm}^3/\text{min}$ at the same time that water is being pumped into the tank at a constant rate. The tank has height 6 m and the diameter at the top is 4 m. If the water level is rising at a rate of 20 cm/min when the height of the water is 2 m, find the rate at which water is being pumped into the tank.
24. A trough is 10 ft long and its ends have the shape of isosceles triangles that are 3 ft across at the top and have a height of 1 ft. If the trough is being filled with water at a rate of $12 \text{ ft}^3/\text{min}$, how fast is the water level rising when the water is 6 inches deep?
25. A water trough is 10 m long and a cross-section has the shape of an isosceles trapezoid that is 30 cm wide at the bottom, 80 cm wide at the top, and has height 50 cm. If the trough is being filled with water at the rate of $0.2 \text{ m}^3/\text{min}$, how fast is the water level rising when the water is 30 cm deep?
26. A swimming pool is 20 ft wide, 40 ft long, 3 ft deep at the shallow end, and 9 ft deep at its deepest point. A cross-section is shown in the figure. If the pool is being filled at a rate of $0.8 \text{ ft}^3/\text{min}$, how fast is the water level rising when the depth at the deepest point is 5 ft?



27. Gravel is being dumped from a conveyor belt at a rate of $30 \text{ ft}^3/\text{min}$, and its coarseness is such that it forms a pile in the shape of a cone whose base diameter and height are always

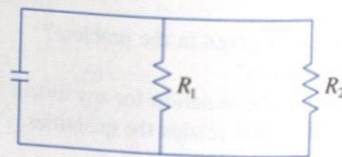
equal. How fast is the height of the pile increasing when the pile is 10 ft high?



28. A kite 100 ft above the ground moves horizontally at a speed of 8 ft/s. At what rate is the angle between the string and the horizontal decreasing when 200 ft of string has been let out?
29. Two sides of a triangle are 4 m and 5 m in length and the angle between them is increasing at a rate of 0.06 rad/s . Find the rate at which the area of the triangle is increasing when the angle between the sides of fixed length is $\pi/3$.
30. How fast is the angle between the ladder and the ground changing in Example 2 when the bottom of the ladder is 6 ft from the wall?
31. Boyle's Law states that when a sample of gas is compressed at a constant temperature, the pressure P and volume V satisfy the equation $PV = C$, where C is a constant. Suppose that at a certain instant the volume is 600 cm^3 , the pressure is 150 kPa, and the pressure is increasing at a rate of 20 kPa/min. At what rate is the volume decreasing at this instant?
32. When air expands adiabatically (without gaining or losing heat), its pressure P and volume V are related by the equation $PV^{1.4} = C$, where C is a constant. Suppose that at a certain instant the volume is 400 cm^3 and the pressure is 80 kPa and is decreasing at a rate of 10 kPa/min. At what rate is the volume increasing at this instant?
33. If two resistors with resistances R_1 and R_2 are connected in parallel, as in the figure, then the total resistance R , measured in ohms (Ω), is given by

$$\frac{1}{R} = \frac{1}{R_1} + \frac{1}{R_2}$$

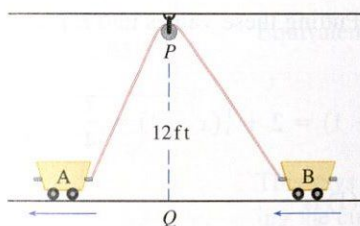
If R_1 and R_2 are increasing at rates of $0.3 \text{ } \Omega/\text{s}$ and $0.2 \text{ } \Omega/\text{s}$, respectively, how fast is R changing when $R_1 = 80 \text{ } \Omega$ and $R_2 = 100 \text{ } \Omega$?



34. Brain weight B as a function of body weight W in fish has been modeled by the power function $B = 0.007W^{2/3}$, where B and W are measured in grams. A model for body weight

as a function of body length L (measured in centimeters) is $W = 0.12L^{2.53}$. If, over 10 million years, the average length of a certain species of fish evolved from 15 cm to 20 cm at a constant rate, how fast was this species' brain growing when the average length was 18 cm?

35. Two sides of a triangle have lengths 12 m and 15 m. The angle between them is increasing at a rate of $2^\circ/\text{min}$. How fast is the length of the third side increasing when the angle between the sides of fixed length is 60° ?
36. Two carts, A and B, are connected by a rope 39 ft long that passes over a pulley P (see the figure). The point Q is on the floor 12 ft directly beneath P and between the carts. Cart A is being pulled away from Q at a speed of 2 ft/s. How fast is cart B moving toward Q at the instant when cart A is 5 ft from Q ?



37. A television camera is positioned 4000 ft from the base of a rocket launching pad. The angle of elevation of the camera has to change at the correct rate in order to keep the rocket in sight. Also, the mechanism for focusing the camera has to take into account the increasing distance from the camera to the rising rocket. Let's assume the rocket rises vertically and its speed is 600 ft/s when it has risen 3000 ft.
- (a) How fast is the distance from the television camera to the rocket changing at that moment?

(b) If the television camera is always kept aimed at the rocket, how fast is the camera's angle of elevation changing at that same moment?

38. A lighthouse is located on a small island 3 km away from the nearest point P on a straight shoreline and its light makes four revolutions per minute. How fast is the beam of light moving along the shoreline when it is 1 km from P ?
39. A plane flies horizontally at an altitude of 5 km and passes directly over a tracking telescope on the ground. When the angle of elevation is $\pi/3$, this angle is decreasing at a rate of $\pi/6$ rad/min. How fast is the plane traveling at that time?
40. A Ferris wheel with a radius of 10 m is rotating at a rate of one revolution every 2 minutes. How fast is a rider rising when his seat is 16 m above ground level?
41. A plane flying with a constant speed of 300 km/h passes over a ground radar station at an altitude of 1 km and climbs at an angle of 30° . At what rate is the distance from the plane to the radar station increasing a minute later?
42. Two people start from the same point. One walks east at 3 mi/h and the other walks northeast at 2 mi/h. How fast is the distance between the people changing after 15 minutes?
43. A runner sprints around a circular track of radius 100 m at a constant speed of 7 m/s. The runner's friend is standing at a distance 200 m from the center of the track. How fast is the distance between the friends changing when the distance between them is 200 m?
44. The minute hand on a watch is 8 mm long and the hour hand is 4 mm long. How fast is the distance between the tips of the hands changing at one o'clock?

3.10 LINEAR APPROXIMATIONS AND DIFFERENTIALS

We have seen that a curve lies very close to its tangent line near the point of tangency. In fact, by zooming in toward a point on the graph of a differentiable function, we noticed that the graph looks more and more like its tangent line. (See Figure 2 in Section 2.7.) This observation is the basis for a method of finding approximate values of functions.

The idea is that it might be easy to calculate a value $f(a)$ of a function, but difficult (or even impossible) to compute nearby values of f . So we settle for the easily computed values of the linear function L whose graph is the tangent line of f at $(a, f(a))$. (See Figure 1.)

In other words, we use the tangent line at $(a, f(a))$ as an approximation to the curve $y = f(x)$ when x is near a . An equation of this tangent line is

$$y = f(a) + f'(a)(x - a)$$

and the approximation

$$f(x) \approx f(a) + f'(a)(x - a)$$

is called the **linear approximation** or **tangent line approximation** of f at a . The linear

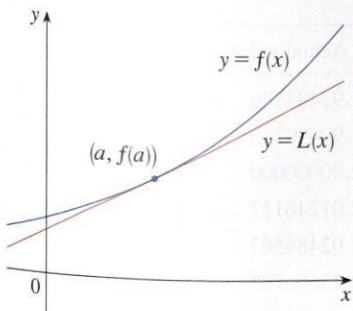
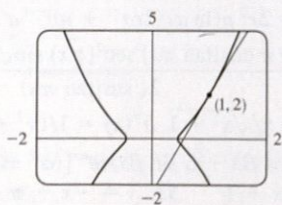


FIGURE 1

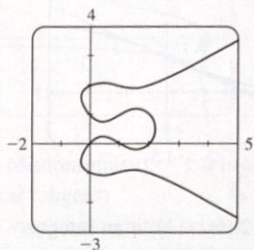
83. dv/dt is the rate of change of velocity with respect to time; dv/ds is the rate of change of velocity with respect to displacement
 85. (a) $y = ab^t$ where $a \approx 100.01244$ and $b \approx 0.000045146$
 (b) $-670.63 \mu\text{A}$
 87. (b) The factored form
 91. (b) $-n \cos^{n-1}x \sin[(n+1)x]$

EXERCISES 3.5 ■ PAGE 213

1. (a) $y' = -(y+2+6x)/x$
 (b) $y = (4/x) - 2 - 3x, y' = -(4/x^2) - 3$
 3. (a) $y' = -y^2/x^2$ (b) $y = x/(x-1), y' = -1/(x-1)^2$
 5. $y' = -x^2/y^2$
 7. $y' = \frac{2x+y}{2y-x}$ 9. $y' = \frac{3y^2 - 5x^4 - 4x^3y}{x^4 + 3y^2 - 6xy}$
 11. $y' = \frac{-2xy^2 - \sin y}{2x^2y + x \cos y}$ 13. $y' = \tan x \tan y$
 15. $y' = \frac{y(y - e^{x/y})}{y^2 - xe^{x/y}}$ 17. $y' = \frac{4xy\sqrt{xy} - y}{x - 2x^2\sqrt{xy}}$
 19. $y' = \frac{e^y \sin x + y \cos(xy)}{e^y \cos x - x \cos(xy)}$ 21. $-\frac{16}{13}$
 23. $x' = \frac{-2x^4y + x^3 - 6xy^2}{4x^3y^2 - 3x^2y + 2y^3}$ 25. $y = -x + 2$
 27. $y = x + \frac{1}{2}$ 29. $y = -\frac{9}{13}x + \frac{40}{13}$
 31. (a) $y = \frac{9}{2}x - \frac{5}{2}$ (b)



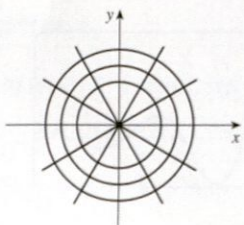
33. $-81/y^3$ 35. $-2x/y^5$
 37. (a)



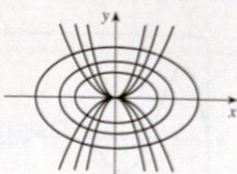
Eight; $x \approx 0.42, 1.58$

- (b) $y = -x + 1, y = \frac{1}{3}x + 2$ (c) $1 \mp \frac{1}{3}\sqrt{3}$
 39. $(\pm\frac{5}{4}\sqrt{3}, \pm\frac{5}{4})$ 41. $(x_0x/a^2) - (y_0y/b^2) = 1$
 45. $y' = \frac{1}{2\sqrt{x}(1+x)}$ 47. $y' = \frac{1}{\sqrt{-x^2-x}}$
 49. $G'(x) = -1 - \frac{x \arccos x}{\sqrt{1-x^2}}$ 51. $h'(t) = 0$
 53. $y' = -2e^{2x}/\sqrt{1-e^{4x}}$ 55. $1 - \frac{x \arcsin x}{\sqrt{1-x^2}}$

59.



61.



63. $(\pm\sqrt{3}, 0)$ 65. $(-1, -1), (1, 1)$ 67. (b) $\frac{3}{2}$

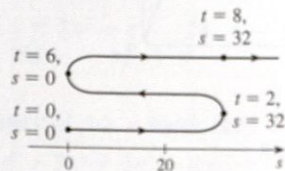
EXERCISES 3.6 ■ PAGE 220

1. The differentiation formula is simplest.

3. $f'(x) = \frac{\cos(\ln x)}{x}$ 5. $f'(x) = \frac{3}{(3x-1) \ln 2}$
 7. $f'(x) = \frac{1}{5x\sqrt{\ln x^4}}$ 9. $f'(x) = \frac{\sin x}{x} + \cos x \ln 5$
 11. $F'(t) = \frac{6}{2t+1} - \frac{12}{3t-1}$ 13. $g'(x) = \frac{2x^2 - 1}{x(x^2 - 1)}$
 15. $f'(u) = \frac{1 + \ln 2}{u[1 + \ln(2u)]^2}$ 17. $y' = \frac{10x+1}{5x^2+x-2}$
 19. $y' = \frac{-x}{1+x}$ 21. $y' = \frac{1}{\ln 10} + \log_{10} x$
 23. $y' = x + 2x \ln(2x); y'' = 3 + 2 \ln(2x)$
 25. $y' = \frac{1}{\sqrt{1+x^2}}; y'' = \frac{-x}{(1+x^2)^{3/2}}$
 27. $f'(x) = \frac{2x-1 - (x-1) \ln(x-1)}{(x-1)[1 - \ln(x-1)]^2};$
 $(1, 1 + e) \cup (1 + e, \infty)$
 29. $f'(x) = \frac{2(x-1)}{x(x-2)}; (-\infty, 0) \cup (2, \infty)$
 31. 1 33. $y = 3x - 2$ 35. $\cos x + 1/x$
 37. $y' = (2x+1)^5(x^4-3)^6 \left(\frac{10}{2x+1} + \frac{24x^3}{x^4-3} \right)$
 39. $y' = \frac{\sin^2 x \tan^4 x}{(x^2+1)^2} \left(2 \cot x + \frac{4 \sec^2 x}{\tan x} - \frac{4x}{x^2+1} \right)$
 41. $y' = x^x(1 + \ln x)$
 43. $y' = x^{\sin x} \left(\frac{\sin x}{x} + \cos x \ln x \right)$
 45. $y' = (\cos x)^x (-x \tan x + \ln \cos x)$
 47. $y' = (\tan x)^{1/x} \left(\frac{\sec^2 x}{x \tan x} - \frac{\ln \tan x}{x^2} \right)$
 49. $y' = \frac{2x}{x^2 + y^2 - 2y}$ 51. $f^{(n)}(x) = \frac{(-1)^{n-1}(n-1)!}{(x-1)^n}$

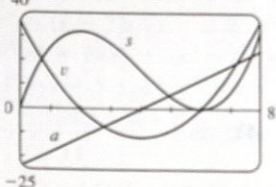
EXERCISES 3.7 ■ PAGE 230

1. (a) $3t^2 - 24t + 36$ (b) -9 ft/s (c) $t = 2, 6$
 (d) $0 \leq t < 2, t > 6$
 (e) 96 ft
 (f)



(g) $6t - 24; -6 \text{ m/s}$

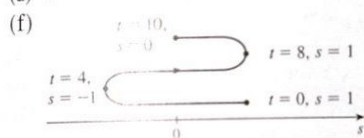
(h)



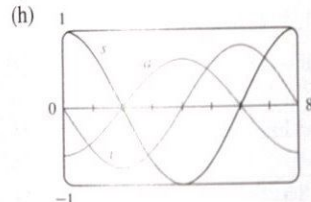
(i) Speeding up when $2 < t < 4$ or $t > 6$; slowing down when $0 \leq t < 2$ or $4 < t < 6$

3. (a) $-\frac{\pi}{4} \sin\left(\frac{\pi t}{4}\right)$ (b) $-\frac{1}{8}\pi\sqrt{2}$ ft/s (c) $t = 0, 4, 8$

(d) $4 < t < 8$ (e) 4 ft



(g) $-\frac{1}{16}\pi^2 \cos(\pi t/4); \frac{1}{32}\pi^2\sqrt{2}$ ft/s²


 (i) Speeding up when $0 < t < 2, 4 < t < 6, 8 < t < 10$;
slowing down when $2 < t < 4, 6 < t < 8$

 5. (a) Speeding up when $0 < t < 1$ or $2 < t < 3$;
slowing down when $1 < t < 2$

 (b) Speeding up when $1 < t < 2$ or $3 < t < 4$;
slowing down when $0 < t < 1$ or $2 < t < 3$

7. (a) $t = 4$ s

 (b) $t = 1.5$ s; the velocity has an absolute minimum.

9. (a) 5.02 m/s (b) $\sqrt{17}$ m/s

 11. (a) $30 \text{ mm}^2/\text{mm}$; the rate at which the area is increasing
with respect to side length as x reaches 15 mm

(b) $\Delta A \approx 2x \Delta x$

13. (a) (i) 5π (ii) 4.5π (iii) 4.1π

(b) 4π (c) $\Delta A \approx 2\pi r \Delta r$

15. (a) $8\pi \text{ ft}^2/\text{ft}$ (b) $16\pi \text{ ft}^2/\text{ft}$ (c) $24\pi \text{ ft}^2/\text{ft}$

The rate increases as the radius increases.

17. (a) 6 kg/m (b) 12 kg/m (c) 18 kg/m

At the right end; at the left end

19. (a) 4.75 A (b) 5 A; $t = \frac{2}{3}$ s

21. (a) $dV/dP = -C/P^2$ (b) At the beginning

23. $400(3)^{\ln 3}$; ≈ 6850 bacteria/h

25. (a) 16 million/year; 78.5 million/year

(b) $P(t) = at^3 + bt^2 + ct + d$, where $a \approx 0.00129371$,
 $b \approx -7.061422$, $c \approx 12,822.979$, $d \approx -7,743.770$

(c) $P'(t) = 3at^2 + 2bt + c$

(d) 14.48 million/year; 75.29 million/year (smaller)

(e) 81.62 million/year

27. (a) 0.926 cm/s; 0.694 cm/s; 0

(b) 0; -92.6 (cm/s)/cm; -185.2 (cm/s)/cm

(c) At the center; at the edge

29. (a) $C'(x) = 12 - 0.2x + 0.0015x^2$

(b) \$32/yard; the cost of producing the 201st yard

(c) \$32.20

 31. (a) $[xp'(x) - p(x)]/x^2$; the average productivity increases as
new workers are added.

33. -0.2436 K/min

35. (a) 0 and 0 (b) $C = 0$

(c) (0, 0), (500, 50); it is possible for the species to coexist.

EXERCISES 3.8 ■ PAGE 239

1. About 235

3. (a) $100(4.2)^t$ (b) ≈ 7409 (c) $\approx 10,632$ bacteria/h

(d) $(\ln 100)/(\ln 4.2) \approx 3.2$ h

5. (a) 1508 million, 1871 million (b) 2161 million

 (c) 3972 million; wars in the first half of century, increased life
expectancy in second half

7. (a) $Ce^{-0.0005t}$ (b) $-2000 \ln 0.9 \approx 211$ s

9. (a) $100 \times 2^{-t/30}$ mg (b) ≈ 9.92 mg (c) ≈ 199.3 years

11. ≈ 2500 years 13. (a) $\approx 137^\circ\text{F}$ (b) ≈ 116 min

15. (a) 13.3°C (b) ≈ 67.74 min

17. (a) ≈ 64.5 kPa (b) ≈ 39.9 kPa

19. (a) (i) \$3828.84 (ii) \$3840.25 (iii) \$3850.08

(iv) \$3851.61 (v) \$3852.01 (vi) \$3852.08

(b) $dA/dt = 0.05A$, $A(0) = 3000$

EXERCISES 3.9 ■ PAGE 245

1. $dV/dt = 3x^2 dx/dt$ 3. $48 \text{ cm}^2/\text{s}$ 5. $3/(25\pi)$ m/min

7. 70 9. $\pm \frac{46}{13}$

11. (a) The plane's altitude is 1 mi and its speed is 500 mi/h.

 (b) The rate at which the distance from the plane to the station is
increasing when the plane is 2 mi from the station

(c) (d) $y^2 = x^2 + 1$

(e) $250\sqrt{3}$ mi/h

 13. (a) The height of the pole (15 ft), the height of the man (6 ft),
and the speed of the man (5 ft/s)

 (b) The rate at which the tip of the man's shadow is moving when
he is 40 ft from the pole

(c) (d) $\frac{15}{6} = \frac{x+y}{y}$ (e) $\frac{25}{3}$ ft/s

15. 65 mi/h 17. $837/\sqrt{8674} \approx 8.99$ ft/s

19. -1.6 cm/min 21. $\frac{720}{13} \approx 55.4$ km/h

23. $(10,000 + 800,000\pi/9) \approx 2.89 \times 10^5$ cm³/min

25. $\frac{10}{3}$ cm/min 27. $6/(5\pi) \approx 0.38$ ft/min 29. $0.3 \text{ m}^2/\text{s}$

31. $80 \text{ cm}^3/\text{min}$ 33. $\frac{107}{810} \approx 0.132$ Ω/s 35. 0.396 m/min

37. (a) 360 ft/s (b) 0.096 rad/s 39. $\frac{10}{9}\pi$ km/min

41. $1650/\sqrt{31} \approx 296$ km/h 43. $\frac{7}{4}\sqrt{15} \approx 6.78$ m/s

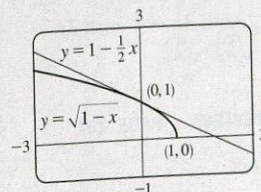
EXERCISES 3.10 ■ PAGE 252

1. $L(x) = -10x - 6$ 3. $L(x) = -x + \pi/2$

5. $\sqrt{1-x} \approx 1 - \frac{1}{2}x$;

$\sqrt{0.9} \approx 0.95$,

$\sqrt{0.99} \approx 0.995$



7. $-1.204 < x < 0.706$ 9. $-0.045 < x < 0.055$

11. (a) $dy = 2x(x \cos 2x + \sin 2x) dx$ (b) $dy = \frac{t}{1+t^2} dt$