

Math 220-02 Homework - solutions

1. The polynomials are b, d, f, g, i, j
Their degrees are $6, 3, 5, 3, 1, 0$

For example, (f) has deg 5 because after expanding it, it has the familiar form $a_n x^n + a_{n-1} x^{n-1} + \dots + a_1 x + a_0$

$$\begin{aligned}(f) & (x+1)(x+2)(x^3+4) \\ &= x^{1+1+3} + \dots + 1 \cdot 2 \cdot 4 \\ &= x^5 + \dots + 8\end{aligned}$$

Notice we don't need to do the entire multiplication to discover the degree. The first terms have product x^5 , so the degree is 5.

- (i) $\sqrt{2}x - \sqrt{3}$ is a polynomial because $\sqrt{2}, \sqrt{3}$ are real. Degree is clearly 1.

- (j) This is an example of a constant poly. All $a_i = 0$ except a_0 . The degree of any const. poly is 0. from $a_0 x^0 = a_0$.

Rational functions are simply the ratio of polynomials, where the bottom poly is not the constant.

So, a, c are the only rational expres.

Finally (e) $\frac{\sqrt{x}}{\sqrt{x+1}}$ is not a ratio of polynomials, so it's neither

(h) $2^x + x^2$ is an exponential plus a polynomial, therefore neither poly nor rational

(k) has non-integer exponents

2. Using $x = \frac{-b \pm \sqrt{b^2 - 4ac}}{2a}$,

Find the roots to Ex. 3.3

Doing $f(x) = 2x^2 + 5$ first, notice the discriminant $\sqrt{b^2 - 4ac}$

$$= \sqrt{0^2 - 4(2)(5)} = \sqrt{-10}$$

so it has no (real) roots

For all the others, $b^2 - 4ac > 0$
So they have 2 roots.

$$\text{ex. } f(x) = x^2 - 2x, \quad x = \frac{-(-2) \pm \sqrt{(-2)^2 - 4(1)(0)}}{2(1)}$$

$$x = \frac{-(-2) \pm \sqrt{(-2)^2 - 4(1)(0)}}{2(1)}$$

$$= \frac{2 \pm \sqrt{4}}{2} = \frac{2 \pm 2}{2}$$

$$x = \frac{4}{2} \text{ or } \frac{0}{2}, \text{ or } \boxed{2 \text{ or } 0}$$

The factorization, by the way, is

$$x^2 - 2x = x(x-2)$$

Notice this is the same as $(x-0)(x-2)$, which follows the form of factorization of a poly into $(x-r_1)(x-r_2)$.

$$\text{Here, } r_1 = 0, r_2 = 2$$

$$3. \text{ Slope } m = \frac{\Delta y}{\Delta x} = \frac{y_1 - y_2}{x_1 - x_2}$$

$$(c) \quad \frac{-1/4 - 1/5}{2/3 - 1/7} = \frac{-9/20}{11/21}$$

$$= \frac{-9}{20} \cdot \frac{21}{11} = \frac{-189}{220}$$

f. These problems for finding the eqn. of the line given certain information relates to the problems about finding a cost function or profit function, given certain info.

The process is the same. You might be looking for the slope or the y-int so you can write the full equation, $y = mx + b$

Ex (c) Through $(1, 4)$ parallel to x-axis.

Since x-axis has slope = 0, so will the line we seek. Using the pt.-slope form:

$$\begin{aligned}y - y_1 &= m(x - x_1) \\y - 4 &= 0(x - 1) \\y - 4 &= 0 \quad \rightarrow \boxed{y = 4}\end{aligned}$$

(g) x-intercept is $-2/3$
 \perp to $x + y + 1 = 0$

First piece of info says the point $(-2/3, 0)$ is on the line.

Second piece says $m_{\perp} = -1/m_{\text{given}}$

So finding the slope of the given:

$$x + y + 1 = 0 \rightarrow y = -x - 1$$

$$\rightarrow m = -1 \text{ hence, } m_{\perp} = -\frac{1}{-1} = 1$$

$$\boxed{m = 1} \quad \text{pt. } (-2/3, 0)$$

Use pt-slope form:

$$y - 0 = 1(x - -2/3)$$

$$\boxed{y = x + 2/3}$$

5. Given that $(2, 9)$ lies on $kx + 3y + 4 = 0$

find k .

Soln Again, it's a matter of using the info to find what's missing.

Using $(x, y) = (2, 9)$, substitute into

$0 = kx + 3y + 4$ to solve for k .

$$0 = k(2) + 3(9) + 4 \rightarrow 2k = -31$$

$$\rightarrow \boxed{k = -31/2}$$

6. $C(x) = mx + \text{fixed costs}$
where m is the marginal
cost of a linear cost fun.

That is, $m = \text{cost of producing}$
each additional item. Later,
our cost fun. won't typically
be linear. Then marginal cost
will not be slope of a line
(const), but will vary with
production value x . We'll go
into this theory in some detail
soon. Remember, x is # of items
manufactured.

So, $C(x) = \text{cost the manufacturer}$
has for producing x
items.

Revenue $R(x) = px$

where p is price/item
and x is number of
items sold

~~Profit $P(x) = \text{Revenue} - \text{Cost}$~~

Finally, Profit = Revenue - Cost

We seek to sell enough so
revenue exceeds cost of manufactur

Given \rightarrow

$$\begin{aligned} m &= .40 \\ p &= .50 \\ \text{fixed} &= \$400 \end{aligned}$$

6a)

$$C(x) = mx + \text{fixed}$$

$$C(x) = .40x + 400$$

$$R(x) = .50x$$

$$P(x) = R(x) - C(x)$$

$$= .50x - (.40x + 400)$$

$$= .50x - .40x - 400$$

$$\boxed{P(x) = .10x - 400}$$

6b) $P(500) = R(500) - C(500)$

Using the final $P(x)$ found:


$$P(500) = .10(500) - 400$$

$$= 50 - 400 = -350$$

or \$350 loss

6c) Find x so $P(x) = 0$

This is the break-even pt.



$$P(x) = 0 = .10x - 400$$

$$400 = .10x$$

$$\boxed{x = 4000 \text{ copies}}$$

7 a) Given fixed \$150

and $C(10) = \$300$

find $C(x)$.

$$C(x) = mx + \text{fixed}$$

$$C(10) = m(10) + 150 = 300$$

solve for m

$$10m + 150 = 300$$

$$10m = 150$$

$$m = 15$$

$$\text{So } C(x) = 15x + 150$$

b) Marginal cost (that is, slope of the linear cost fun) = \$100

$$C(x) = 100x + \text{fixed}$$

Now, to find fixed, use the other information: $C(10) = \$2237$

$$C(10) = 100(10) + \text{fixed} = 2237$$

solve for fixed

$$1000 + \text{fixed} = 2237$$

$$\text{fixed} = 1237$$

$$\text{So } \boxed{C(x) = 100x + 1237}$$

8. Marg. cost in (7a) is the slope since the cost fun. is linear.

$$MC = \$15$$

Note $C(x) = 15x + 150$

The plant is producing x items.

Each item costs \$15 to produce but the plant has \$150 into the production at the start. For very large x (high production) the cost function would look very different, Marginal cost would drop, but that's for our consideration after we discover how calculus gets us this information.

9. Marg cost is \$2.50 to produce one item

Total cost for 100 items: $C(100) = \$300$

$$C(100) = 2.50x + \text{fixed} = 300$$

for fixed
Solve for $x = 100$

$$(2.50)(100) + \text{fixed} = 300$$

$$\text{fixed} = 300 - 250 = \boxed{50}$$

So, $C(x) = 2.50x + 50$

9b) Find x to produce + sell
so $P(x) = 0$ (break even)

$$P(x) = R(x) - C(x)$$

$$0 = px - (2.5x + 50)$$

We're given the selling price per item
is \$6. $p = 6$

$$0 = 6x - 2.5x - 50 = \boxed{3.5x - 50}$$

$$0 = 3.5x - 50$$

$$x = \frac{50}{3.5} = \frac{500}{35} \approx \boxed{15 \text{ items}}$$

★ Always round up!

9c) Find x to produce + sell so
 $P(x) = \$500$

Using $P(x) = 3.5x - 50$ from (b)

$$500 = 3.5x - 50$$

$$\cancel{500} x = \frac{550}{3.5} = \frac{5500}{35}$$

$$\approx \boxed{158 \text{ items}}$$

10. Each unit sells for $p = 5x + 20$ cents
(By the way, $p =$ price, not to be confused with uppercase P , profit)

$$\text{Revenue} = px = (5x + 20)x$$

$$\boxed{R(x) = 5x^2 + 20x}$$

11. Variable cost per unit is $.50$
Fixed cost per month is $\$10,000$

Find the monthly cost fun. $C(x)$

$$C(x) = .50x + 10,000$$

12. Dessert maker's cost $C(x) = 7x + 21$
" " revenue $R(x) = 14x$

These are expensive pastries, it seems. The baker is spending $\$7$ on each one to make it, has a low fixed cost of $\$21$, and charges twice for each one sold. Breaking even won't take too many sales (x).

$$P(x) = 14x - (7x + 21) = 7x - 21 = 0$$

$$\boxed{x = 3 \text{ desserts}}$$

12b) Profit $P(x)$ at $x = 100$ desserts

$$P(100) = 7(100) - 21 = \$679$$

12c) Find x such that $P(x) = \$500$

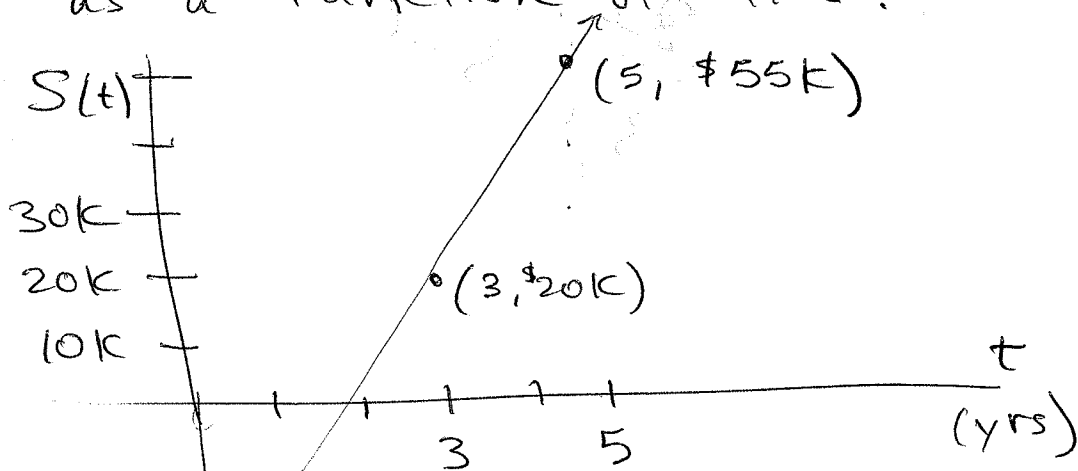
It will be less than 100 (see (b))

$$500 = 7x - 21 \rightarrow x = \frac{521}{7}$$

$x \approx 75$ desserts

13a) This one is a little different.

It's a linear equation problem in which sales are plotted as a function of time.



Describe $S(t)$ from the info. given:

The slope is sought: $m = \frac{\Delta S}{\Delta t}$

$$m = \frac{55K - 20K}{5 - 3} = \frac{\$35K}{2yr} = \frac{\$17.5K}{yr}$$

Sales increase at \$17,500 / yr

$$S(t) = 17,500t + \textcircled{b} \quad \nearrow \text{y-int}$$

Just as we did with the first problems ^{finding} on eqns. of lines, here we seek the y-int.

We have 2 pts and the slope.

Either pt. can be put into the pt - slope form of the line.

$$y - y_1 = m(x - x_1)$$

$$S - S_1 = 17,500(t - t_1)$$

Using $(t_1, S_1) = (3, 20K)$

$$S - \cancel{20K} = \$17.5K(t - 3)$$

$$S - 20,000 = 17,500t - 52,500$$

$$\boxed{S = 17,500t - 32,500}$$

Book uses x & y , which is fine.

13b) How long before $S(t)$ exceeds
\$200,000?

We seek t in the equation:

$$S(t) = 17,500t - 32,500 = 200,000$$

Solve for t

$$17,500t = 232,500$$

$$t = \frac{232,500}{17,500} = \frac{2325}{175}$$

$$t \approx 13.28 \text{ yrs.}$$

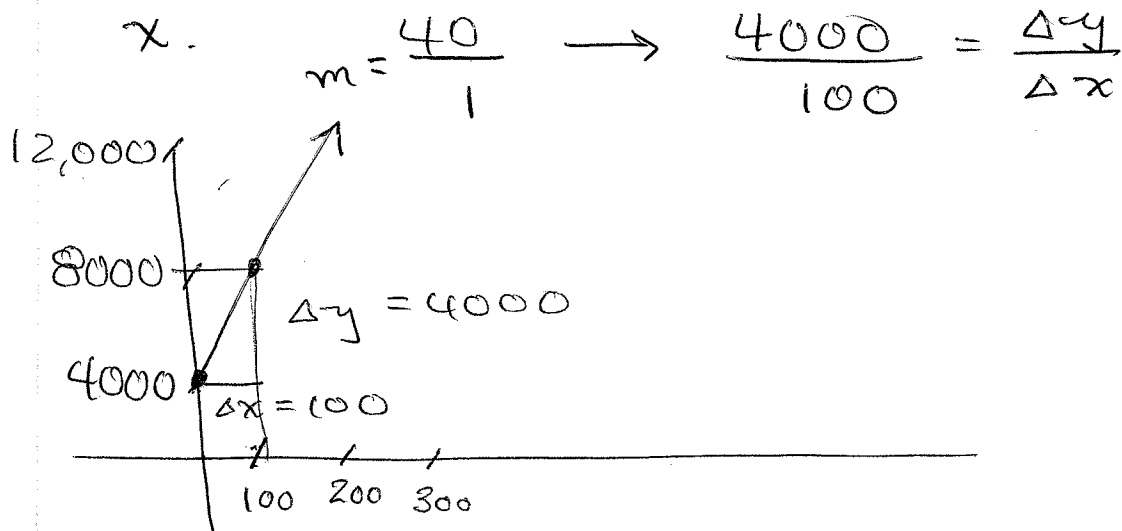
What part of a year in months
is .28? It's over $\frac{1}{4}$ (that is,
.25)

so $\approx \frac{1}{4}$ (12 months) \approx 3 mos.

Answer: $\boxed{13 \text{ yrs } 3^+ \text{ months}}$

14. $C(x) = 40x + 4,000$

The graph requires some scaling like in (13a). The x + $C(x)$ axes will differ in scale. With a slope of $40/1$ and a y -int of $4,000$, we'll want y scale to be condensed compared to x .



15. ~~16~~ $f(x)$ is miles as a function of gallons of gasoline, x .

The slope is the miles of 30 mpg.
gal

So $f(x) = 30x$ is the number of miles you can go on x gallons. The phrase "before you need more gas"

is misleading, since we aren't given that it started with a full tank. In this problem $f(x)$ = miles this car travels for each gallon of fuel.

$$f(x) = 30x, \quad f(10) = 300 \text{ miles}$$

$$f(12) = 360 \text{ miles, etc.}$$

$f(16.5)$ makes no sense because the fuel capacity is 15 gal. But on the other hand, it just ~~implies~~ indicates miles possible with 16.5 gal. The car would have to fill up after 15 gal, then go another $(30)(1.5)$ miles.

$$f(16.5) = \underbrace{f(15)}_{\text{full tank}} + \underbrace{f(1.5)}_{\text{and some more}}$$

$$= (30)(15) + (30)(1.5)$$

$$= 450 + 45 = 495 \text{ mi}$$